



2008-2009 GMT Quarterly Report for District (or Undistricted) **District 36 G**



GMT: **PAT DIMOND**

Location: **OREGON**

GMT CA: **1 & 2**

CLUBS

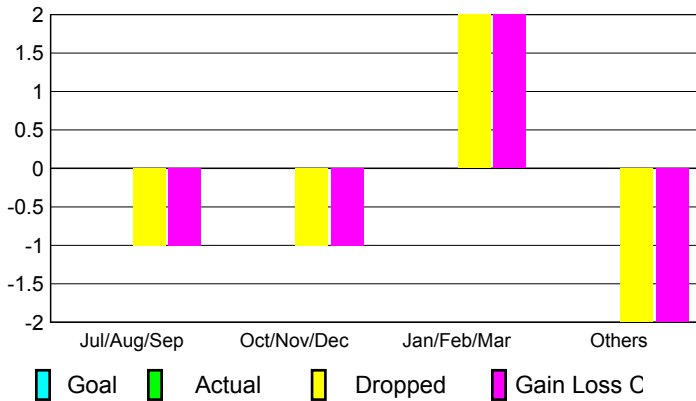
Club Results 2008-2009

Clubs 2007-2008

Month	New Club Goal	Actual New Clubs	Actual Dropped Clubs	Gain/Loss of Clubs	Gain/Loss of Clubs
Jul/Aug/Sep	0	0	-1	-1	0
Oct/Nov/Dec	0	0	-1	-1	0
Jan/Feb/Mar	0	0	2	2	0
Apr/May/June	0	0	-2	-2	1
Totals	0	0	-2	-2	1

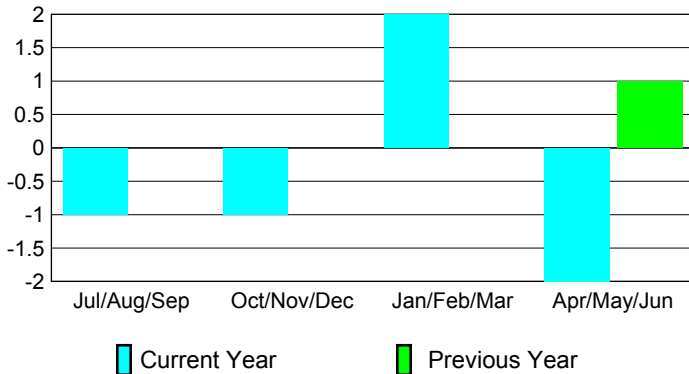
Club Results 2008-2009

Goal, New, Dropped, Gain/Loss



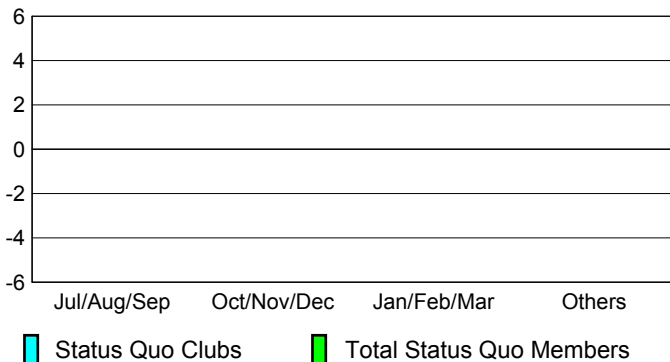
Comparison of Club Gain/Loss

Current Year Compared to the Previous Year



YTD Status Quo Clubs 2008-2009

Status Quo Clubs Compared to Status Quo Members



MEMBERSHIP

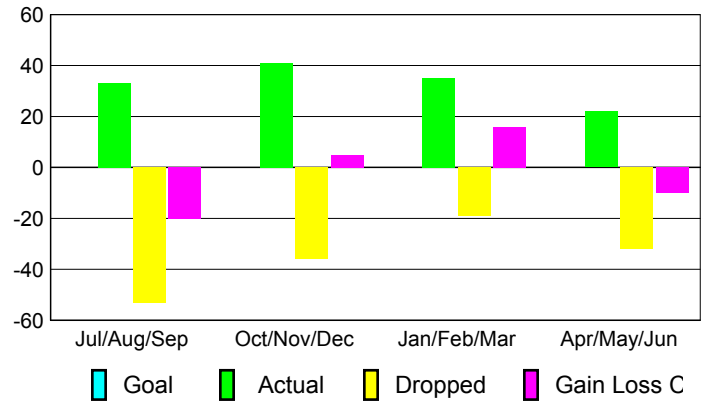
Membership Results 2008-2009

Membership 2007-2008

Month	Net Memb Goal	Actual New Memb	Actual Dropped Memb	Gain/Loss of Memb	Gain/Loss of Memb
Jul/Aug/Sep	0	33	-53	-20	8
Oct/Nov/Dec	0	41	-36	5	-14
Jan/Feb/Mar	0	35	-19	16	21
Apr/May/June	0	22	-32	-10	-27
Totals	0	131	-140	-9	-12

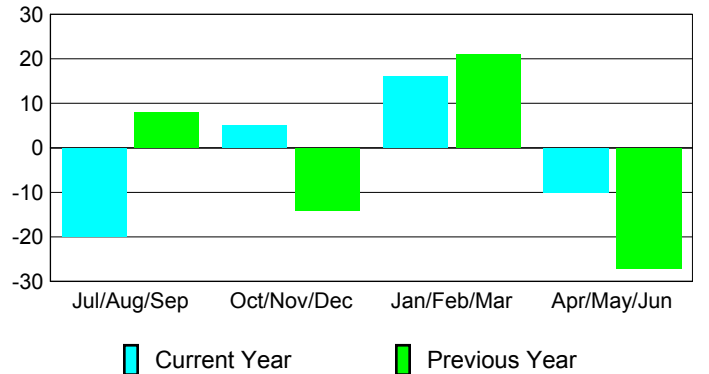
Membership Results 2008-2009

Goal, New, Dropped, Gain/Loss

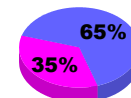


Comparison of Membership Gain/Loss

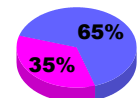
Current Year Compared to the Previous Year



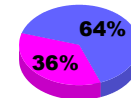
Gender Comparison 2008-2009



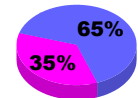
Jul/Aug/Sep



Oct/Nov/Dec



Jan/Feb/Mar



Apr/May/June

Male

Female